Analog Input 보드
WT-PCI303

FEATURES



- Simultaneous 4 Channels A/D
- Analog Input : Single-Ended 4 Channels or Differential 4 Channels
- 32 kbytes FIFO for each Channels
- 12 bits A/D Resolution
- 20MHz Real Time Sampling Rate for each channel
- Input Votage Range : ±10V, ±5V, ±2V, ±1V
- Include WT-BUS for Multi-board Synchronous Control
- Various Analog Trigger Event Mode
- Low Noise BNC connector
- Auto Calibration
- PCI Plug and Play
- DMA Data Transfer for High Speed Data Storge

SPECIFICATION

Bus : IBM PC Bus (32bit PCI)
Size : 290 * 100 mm
PNP (Plug &Play)

I/O Channels

Analog Input : Single-Ended 4 Channels or Differential 4 Channels
Digital I/O : 8 Channels

A/D Conversion

Complete 12 bit A/D Conversion
Type of ADC : Successive Approximation
A/D Channels : Single-Ended 4 or Differential 4
Input Voltage Range : ±10V, ±5V, ±2V, ±1V
Resolution : 12 bits, 1 in 4096
Maximum Sampling Rate : 20MHz for each channel
Streaming to Disk Rate : 3MHz (Tested on PentiumⅢ 700)
Input Impedance : 10M Ohm
A/D Trigger Mode : Programmable Timer,Software
A/D Trigger Event : Analog Input, COMI-BUS
Data Transfer : Programmed I/O, Interrupt, DMA
Channel Configuration : Gain

Digital Input / Output

TTL Compatible Input
Channels : Max 8 Channels
Input Voltage Level : Low(0 ~ 0.8V), High(2V ~)
Output Voltage Level : Low(0 ~ 0.4V), High(2.4V ~)
Input Load : Low 0.5V(0.2mA), High 2.7V(20mA)
Data Transfer : Programmed I/O

Supported S/W

Platform : Windows 98, 2000, XP
Library : C/C++, VB, Labview, Delphi
WT-Xmaster Utility Software
Plenty of example codes

Ordering Information

PCIT2 Set



CB-SPN-LA1
CB-SPN-LB1
CB-SPN-LP1

H/W BLOCK DIAGRAM

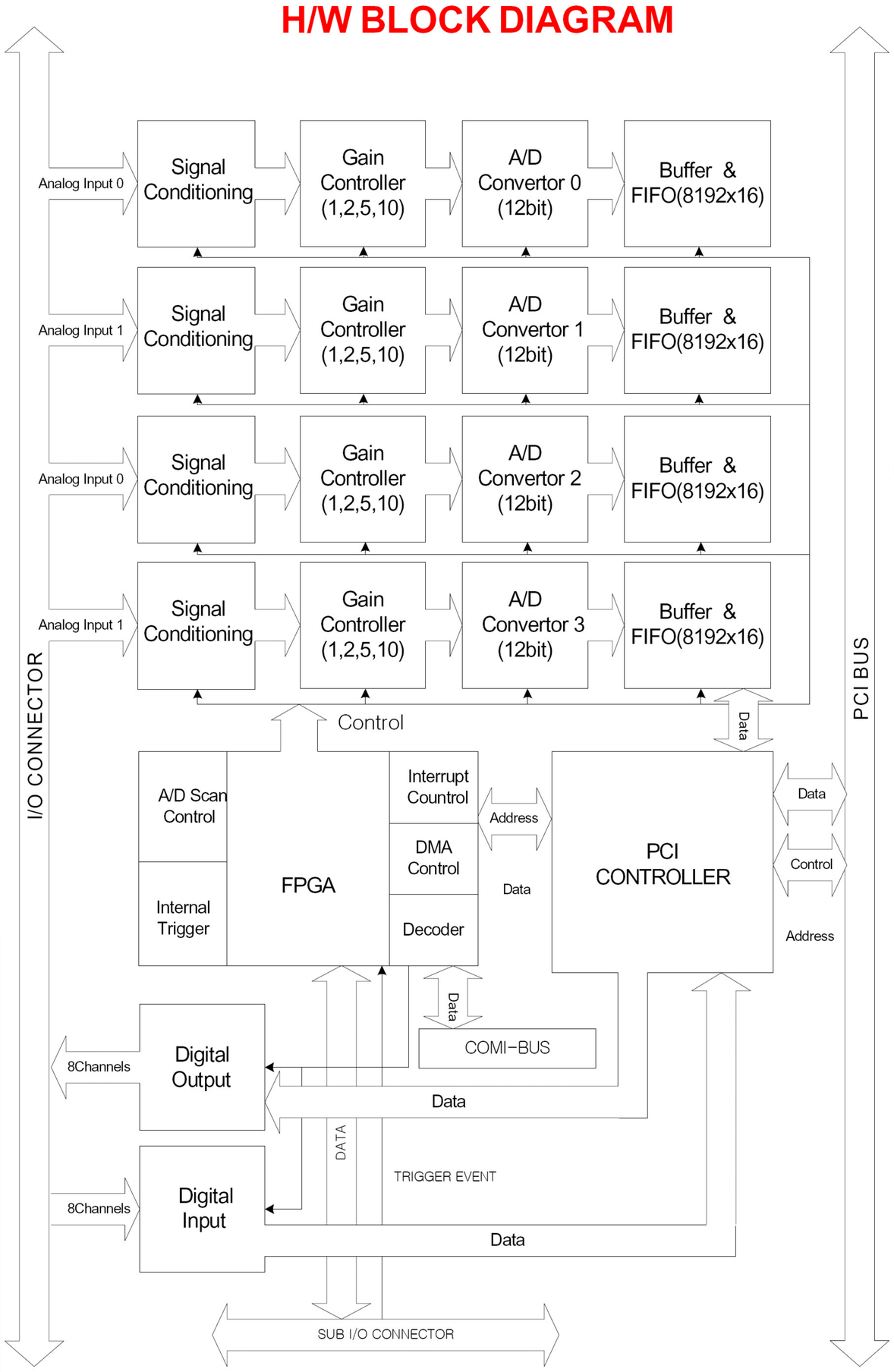

WORLTECH Inc,

WWW.WORLTECH.COM

㈜월 텍
462-716, 경기도 성남시 중원구 상대원동 434-6번지
벽산테크노피아 701호
Tel : +82-31-749-3663, Fax : +82-31-747-4378
E-Mail : Sales@worltech.com